

Half Moon Pop-Up Goal


Directions for Storing or Transport

IMPORTANT! Please be careful when you untie the goal from its shipping mode. This goal might spring open by itself. Untie it in an open area.

1. To prepare for storing or transport, remove stakes from the ground.
2. Grab the nylon strap to hold the two corner connectors and bring two corners towards each other.



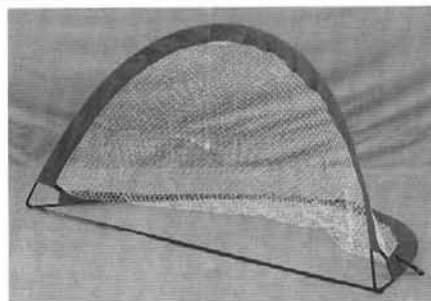

3. Rotate one of the corners 180 degrees inward into 2 loops then bring corners together.



4. Fold up the two loops together.



5. Put the goal into its bag. Don't forget the stakes!



Parts Included:
Goals, 3 Stakes per Goal,
1 Heavy Duty Carrying
Bag

FOLD-A-GOAL

1-800-542-4625 • www.fold-a-goal.com